


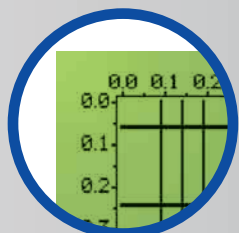
# Discover our little wizard!



**Display unit**  
Compact, practical, user-friendly



**Universal probe**  
Location, depth and diameter of rebars can be determined using one unique probe.



**Display**  
Graphical presentation of results

***The PROFOMETER 5 locates reinforcing bars and measures concrete cover – quickly, simply and with complete accuracy.***

The PROFOMETER 5 reinforcement locator is a lightweight, compact unit. It works with non-destructive pulse-induction that is largely insensitive to external interferences.

The PROFOMETER 5 is available in two versions: Model S and Model SCANLOG.

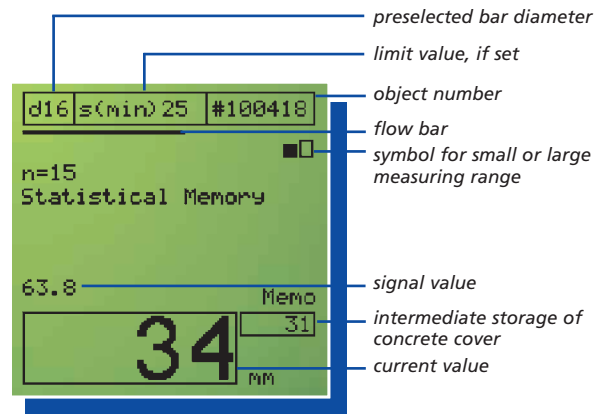
# THE NEW PROFOMETER 5

## Model S Your basic unit with the following functions:

- Location of reinforcing bars
- Measurement of concrete cover
- Storage of individual cover values and statistical evaluation
- Determination of bar diameter

### Various location aids are available:

Current value:	Distance from surface of reinforcement
Flow bar:	Movement of flow bar indicates approach to metal
Beep tone:	Sounds immediately after crossing the bar axis
Variotone:	The nearer the probe to the bar, the higher the tone
Signal value:	Measure of distance from probe to metal



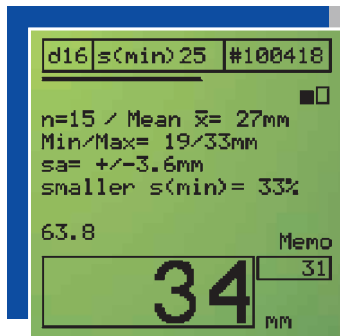
### «Measuring with statistics» function

The smallest concrete cover measured remains temporarily stored in the «Memo» frame.

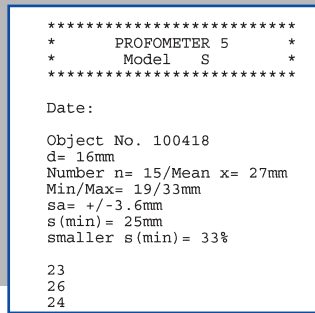
The statistical evaluation of the stored memo values appears when the button is pressed.

RS 232 Interface:

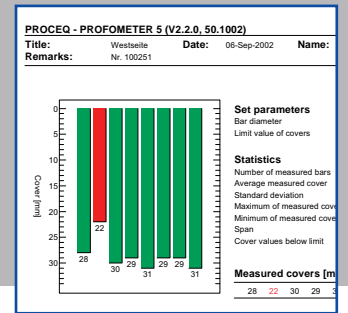
- Data printed out on directly connected printer
- Data transfer to PC for evaluation



Display



Printout of statistical values



Data transfer to the PC and processing with ProVista Software

### Determine the bar diameter of closely situated, parallel bars!

Accurately locate the axis of neighbouring bars and mark it on the concrete surface. Measure the bar spacing and enter the value in the unit.

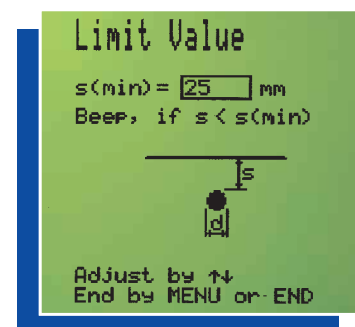


The diameter measurement can then be made and the result appears on the display.

### Detect bars with insufficient concrete cover!

- Check after removing formwork
- Quality assurance
- Evaluation basis for repair

The universal probe can be moved rapidly with the preselected limit value, without observing the display. If the cover is too low, an acoustic warning signal is given.





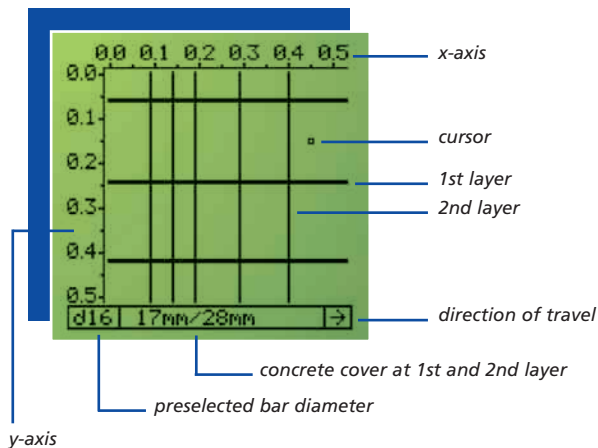
# Model SCANLOG

Identical to Model S – with the additional features:

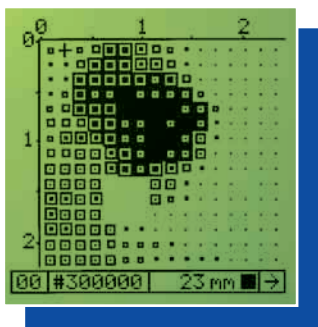
- «CyberScan» function to show reinforcing bars on the display
- «Measuring with grid» function for grey-scale display of concrete cover
- ScanCar probe carriage with integrated path measuring device for scanning

## Make reinforcement visible with «CyberScan»!

Three scales are available:  
0.5 x 0.5 m,  
1.0 x 1.0 m,  
2.0 x 2.0 m

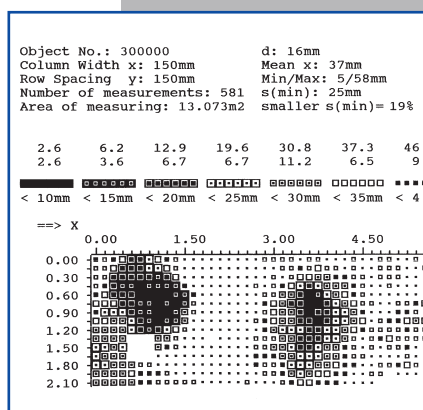


## Display

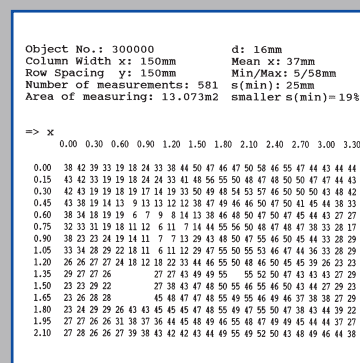


## «Measuring with grid» function

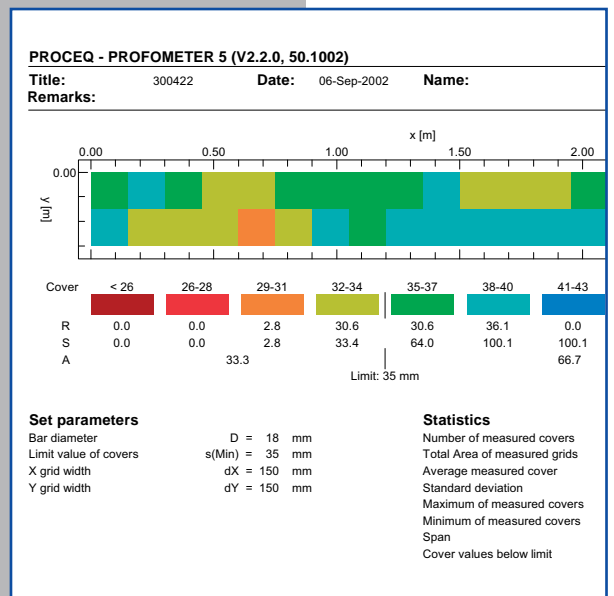
### Printout of concrete cover in grey-scale



### Printout of concrete cover in mm

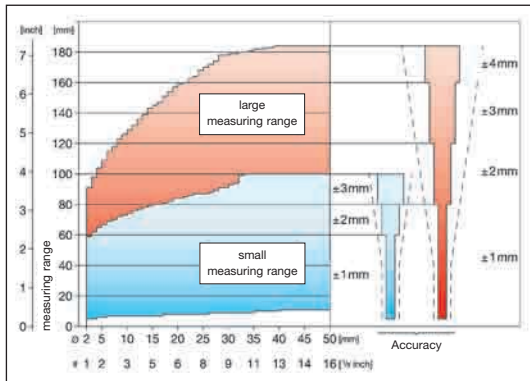


## Data transfer to the PC and processing with ProVista Software



# VITAL STATISTICS OF THE LITTLE WIZARD:

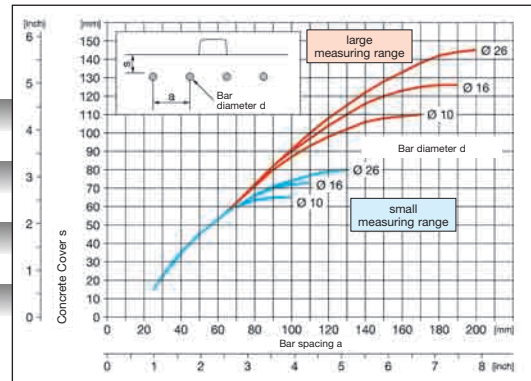
## Measuring ranges and accuracy of the cover reading for individual bars...



- Ø bar diameter in mm
- # bar diameter in «Bar size #»
- limit of accuracy required by standard BS 1881: Part 204: ± 2 mm or ± 5%

PROFOMETER 5 measures up to 50% more accurately than required by this standard!

## ... and unsurpassed resolution



The diagram shows the minimum bar spacings **a** at which the bars can still be individually detected as a function of the concrete cover **s**.

- Example: Bar diameter  $d = 16 \text{ mm}$
- Concrete cover  $s = 55 \text{ mm}$
- Minimum bar spacing  $a = 70 \text{ mm}$

## Model S

### Basic equipment:

- **Display unit**  
with non-volatile memory for 40000 measured values, which can be spread over 63 objects.  
Display on 128 x 128 graphics LCD, RS 232 interface.  
Software for printing statistical values and transfer to PC. Battery operation 45 hours, temperature range  $-10^{\circ}\text{C}$  to  $+60^{\circ}\text{C}$ .
- **Universal probe**  
The probe automatically compensates for effects resulting from magnetic aggregate material or special cement.
- **Probe cable 1.5 m**
- **Transfer cable 1.5m**
- **ProVista Software on CD for transfer and presentation on the PC**
- **Carrying strap**
- **Headset**
- **Protection sleeve for display unit**
- **Operating instructions**
- **Carrying case 463/365/107 mm. Total weight 2.6 kg**



## Model SCANLOG

### Identical to Model S – with the additional features:

«CyberScan» function for displaying the reinforcement.  
«Measuring with grid» function for grey-scale display of concrete cover. The results of both functions can be stored, printed out and transferred to a PC.

- **ScanCar probe carriage with path measuring cable 1.55 m**
- **Interface converter serial/parallel, incl. 2.0 m cable**

Model S can be upgraded to Model SCANLOG.

### Accessories for both models

Test block



Telescopic rod for universal probe or ScanCar



Marking pen for universal probe



Standards: SIA 162 / DIN 1045 / DGZfP B2 / BS 1881: Part 204

Subject to technical modification



Proceq SA  
Ringstrasse 2, CH-8603 Schwerzenbach  
Phone +41 (0)43 355 38 00  
Fax +41 (0)43 355 38 12  
E-mail info@proceq.com  
www.proceq.com

